


Strainer

Model BC-70F-P

The BERMAD BC-70F-BP Strainer is designed to protect the pipeline and valves from large foreign objects, such as sticks and stones.

It is recommended to install the Strainer upstream from control valves, flow meters and other system components.




Pressure Reducing Station, featuring BERMAD BC-70F-P Strainers to protect each branch from foreign debris, a redundant, parallel branch to minimize the possibility of total water shut-off and a low flow bypass branch for low demand operation. For information on the other BERMAD products in this system please see the product data sheet for the BERMAD BC-720-P and BERMAD BC-73Q-P.

Typical Application

- Protects control valves against damaging debris

NOTE: For high operating pressures, consider the BERMAD BC-80F-BP Strainer.

All images in this catalog are for illustration only



Features and Benefits

- High Quality Construction Materials – Reliable, resilient and long lasting operation
- Robust Design – Suitable for constant, intense operation
- In-Line Serviceable – Quick and easy maintenance and service

Technical Data

End Connections: Grooved, Flanged, Threaded

Pressure Rating: 250, 400 psi; PN16, 25

Pattern: Y (Oblique) and Angle

Working Temperature: Water up to 180°F; 80°C

Materials:

Body and Cover:

Standard: Ductile Iron

Optional: Stainless Steel 316

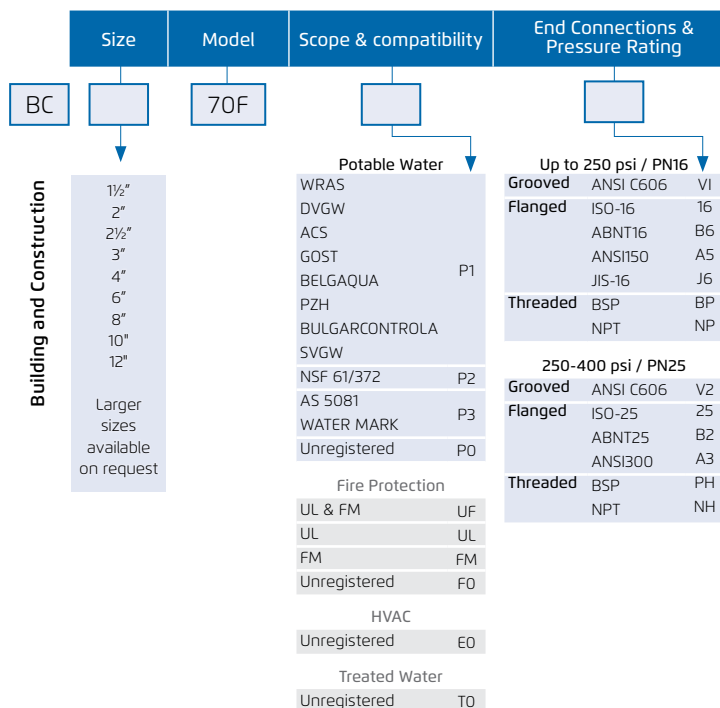
Screen: Stainless Steel 304

O-Rings: EPDM

Coating: Fusion Bonded Epoxy, RAL 5017 (Blue)

How to Order

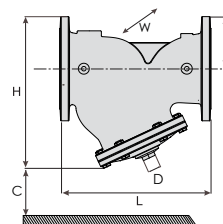
Please specify the requested valve in the following sequence:



Dimensions and Weights

	DN Inch	Flanged						
		40 1½	50 2	65 2½	80 3	100 4	150 6	200 8
L	mm Inch	205 8.07	210 8.27	222 8.74	250 9.84	320 12.60	415 16.34	500 19.69
W	mm Inch	155 6.10	165 6.50	178 7.01	200 7.87	223 8.78	320 12.60	390 15.35
h	mm Inch	78 3.07	83 3.27	95 3.74	100 3.94	115 4.53	143 5.63	172 6.78
H	mm Inch	203 7.99	208 8.19	220 8.66	275 10.83	337 13.27	429 16.89	521 20.51
D	mm Inch	20 ¾	20 ¾	20 ¾	40 1½	40 1½	50 2	50 2
Weight	Kg	6.5	8	10.4	17	28	48	75
	lb	14.3	17.6	22.9	37.5	61.7	105.8	165.3

C = Half of H



For other optional materials consult BERMAD

For Dimensions & Weights, IOM and more other detailed engineering data, visit the Series Engineering Documentation or the Downloads Center on the [BERMAD website](http://www.bermad.com)

Drinking Water Standards, Approvals & Certification:



info@bermad.com • www.bermad.com

© Copyright 2007-2012 Bermad CS Ltd. All Rights Reserved. The information contained in this document is subject to change without notice. BERMAD shall not be liable for any errors contained herein. November 2016



Trädgårdsteknik AB
Helsingborgsvägen 578
262 96 ÄNGELHOLM
Telefon: 0431-222 90
Telefax: 0431-222 70
info@tradgardsteknik.se
www.tradgardsteknik.se
