






250P

AGG. 10/20

| | |
|-----------------|---|
| 3~ 50 Hz. 400V |  |
| PERKINS |  |
| EU STAGE 0 |  |
| 69 dB(A) @ 7 mt |  |
| 250 lt |  |

| PRIME POWER | | STAND-BY POWER | |
|-------------|------------|----------------|------------|
| kVA | kW | kVA | kW |
| 250 | 200 | 275 | 220 |

| ENVIRONMENTAL CONDITIONS | |
|--------------------------|------------------|
| Temperature | 40° C |
| Height | 1000 mslm |
| Humidity | 60% |

OPEN VERSION B300
SOUNDPROOF VERSION C300


The image is only for demonstration purposes

| WEIGHT | DIMENSIONS | | |
|-------------|-------------|-------------|-------------|
| | L [mm] | W [mm] | H [mm] |
| kg | | | |
| 2115 | 2800 | 1310 | 1800 |

| WEIGHT | DIMENSIONS | | |
|-------------|-------------|-------------|-------------|
| | L [mm] | W [mm] | H [mm] |
| kg | | | |
| 2780 | 3700 | 1400 | 2250 |

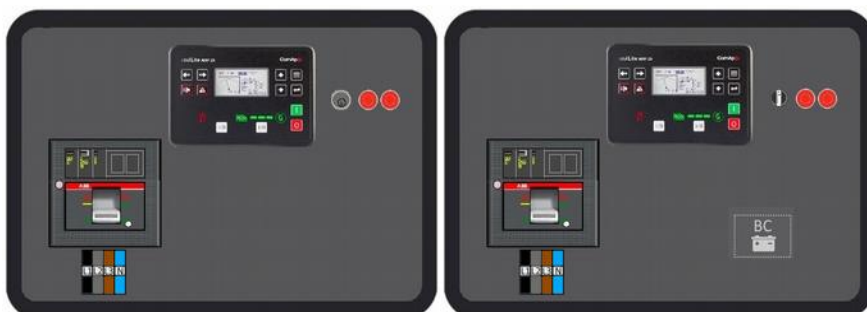
TECHNICAL DETAILS

| | | | |
|----------------------------|---|---------------------------------------|-----------|
| ELECTRICAL DATA | Electrical system type | 3F+N | ~ |
| | Power factor | 0,8 | φ |
| | Voltage | 400 | V |
| | Frequency | 50 | Hz |
| | PRP Ampere rating | 360,8 | A |
| ENGINE | Engine | PERKINS 1206A-E70TTAG3 | |
| | Engine emissions standard (REG. UE 2016/1628) | EU STAGE 0 | |
| | RPM governor | Electronic | |
| | Performance class (ISO8528-5) | G2 | |
| | Rpm | 1500 | rpm |
| | Nr. of cylinders | 6 | |
| | Bore x stroke | 105 x 135 | mm |
| | Displacement | 7010 cc | |
| | Induction system | Turbocharged | |
| | Cooling system | Water | |
| | Engine net prime power | 291 (217) | Hp (kW) |
| Exhaust gas aftertreatment | / | | |
| CONSUMPTION | Fuel type | Diesel | |
| | Consumption @ 50-75-100% carico – load - charge | 28 – 41,5 – 57 | lt/h |
| | Standard tank capacity | 250 lt | |
| | Autonomy @ 75% carico – load - charge | 6 h | |
| ALTERNATOR | Alternator | STAMFORD – MECC ALTE – MARELLI MOTORI | |
| | Type | Self excited, brushless | |
| | Number of poles | 4 | |
| | Insulation class | H | |
| | Temperature rise class | H | |
| | Voltage regulation | AVR | |
| | Voltage precision | ± 1 | % |
| GENERAL | Sound level (soundproof version) | 69 | dB(A) 7mt |
| | Exhaust pipe diameter | 114 mm | |
| | Electrical system voltage | 12 V | |

ELECTRIC PANEL

MANUAL

AUTOMATIC MAINS FAILURE



| | | |
|--|--|--|
| Electronic control unit with multimeter | COMAP IntelliLite 9 | COMAP IntelliLite 9 |
| Electrical panel enclosure protection degree | IP44 | |
| ON-OFF electric panel switch | Key type | Without key |
| Emergency pushbutton | STANDARD | |
| Battery charge maintainer | / | 12V 5A |
| Power supply | Full power terminal | Full power terminal |
| Circuit breaker | Magnetothermal type 4P ABB Tmax-T 400A | Magnetothermal type 4P ABB Tmax-T 400A |
| Main protection alarms | Min-max V and Hz. LOP. HWT. Battery charger alternator failure. Low fuel level | |

STANDARD ELECTRONIC CONTROL UNIT

COMAP
IntelliLite 9



Functions: automatic or manual start, remote start, periodic test

Multimeter V (L1, L2, L3, N), A (L1, L2, L3), Hz, kVA, battery V, hour counter

Backlit LCD display. USB port

Communication accessories available: Ethernet, GSM-GPRS, 4G, GPS

OPTIONAL ELECTRONIC CONTROL UNIT



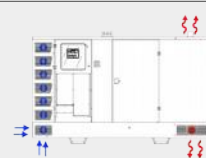
DEEP SEA DSE4520 MKII
DEEP SEA DSE7320 MKII





COMAP AMF25

SOUNDPROOF AND WEATHERPROOF CANOPY



| | |
|---|--|
| <i>Self-supporting frame material</i> | <i>Carbon steel sheet, electro-welded, minimum thickness 3 mm</i> |
| <i>Soundproof canopy material</i> | <i>Carbon steel sheet, electro-welded, thickness between 1,5 and 5,5 mm</i> |
| <i>Painting</i> | <i>Epoxy powder RAL5015 textured, outdoor-proof</i> |
| <i>In-built fuel tank</i> | 250 lt + Drip tray |
| <i>Soundproofing coating material</i> | <i>Polyester fiber. Fire resistance EN13501-1 class B</i> |
| <i>Muffler</i> | <i>In-built the canopy. Residential type with sound reduction 35 dB(A)</i> |
| <i>Access openings</i> | <i>n.3 doors with padlockable key lock</i> |
| <i>Electric panel</i> | <i>Lateral side position. Dedicated door with key lock</i> |
| <i>Fresh air intake and hot air expulsion</i> |  |
| <i>Lifting system</i> | <i>n.2 lifting hooks</i> |
| <i>Support feet</i> | <i>n.4 support feet with holes for machine ground fastening</i> |

CONTAINER TRANSPORTABILITY ADVANTAGES

| VERSION | 20' BOX | 40' BOX | 40' HC |
|---|---------|---------|--------|
|  <i>N. transportable pieces</i> | 2 | 4 | 4 |
|  | 1 | 3 | 3 |

MAIN OPTIONS



400A automatic transfer switch (ATS)



400 lt bigger fuel tank with drip tray



1000W engine preheating system



Automatic fuel transfer kit with manual by-pass system



Residual current protection relay adjustable in sensitivity and intervention time

OTHER OPTIONS

Power distribution socket set

Synchronizing electric panel

Battery switch

Remote control systems **ETHERNET, 2G - 3G - 4G, GPS**

Further alternator brand

Quick couplings for connecting an external tank with three way valve

Outdoor, underground and transportable tanks

Slow or fast towing trailer

Front hot air expulsion canopy

Further colors

VERSIONS WITH SPECIAL EQUIPMENT



RENTAL

Special version with features designed for the rental market



ZERO NOISE

Super sound-proofed special version, noise level 50, 55 or 60 dB(A)

Greenpower AB
Helsingborgsvägen Varalöv,
262 96 Ängelholm, Sweden
Phone: +46 43122240
Email: info@greenpower.se
Web: www.greenpower.se